

# AMBULATORY HYSTEROSCOPY – CREATING CERTAINTY



## The solution for diagnostics and treatment in an ambulatory setting








Narrow-lumen hysteroscopes enable procedures to be performed outside the OR without anesthesia or dilation of the cervix. With the help of 5 Fr. instruments, the immediate treatment of abnormalities in the uterine cavity is often possible.

- Compact, all-in-one imaging system with full HD quality
- Cost-effective pump for constant maintenance of the cavity
- Outsourcing diagnostic services and minor hysteroscopic procedures to the clinical outpatient setting

# AMBULATORY HYSTEROSCOPY – CREATING CERTAINTY

Especially suitable for use in gynecological office settings and outpatient departments or IVF centers

Hysteroscopes			
CAMPO TROPHYSCOPE®		BETTOCCHI® Hysteroscope	
26008BAC	<b>CAMPO TROPHYSCOPE®</b> , HOPKINS® Telescope 30°, diameter 2.9 mm	26008BA	<b>HOPKINS® Forward-Oblique Telescope 30°</b> , diameter 2 mm
26152DA	<b>Continuous-Flow Examination Sheath</b> , size 3.7 mm	26152BIK	<b>BETTOCCHI® Inner Sheath</b> , size 3.6 mm
26152DB	<b>Continuous-Flow Operating Sheath</b> , size 4.4 mm	26152BOK	<b>BETTOCCHI® Outer Sheath</b> , size 4.2 mm

5 Fr. Instruments (Selection of 5 Fr. operating instruments for use with CAMPO TROPHYSCOPE® and BETTOCCHI® Hysteroscope)		
	26159UHW	<b>Biopsy and Grasping Forceps</b> , semirigid, double action jaws, 5 Fr., length 34 cm
	26159SHW	<b>Scissors</b> , semirigid, pointed, single action jaws, 5 Fr., length 34 cm
	26159DS	DI SPIEZIO SARDO <b>Grasping Forceps</b> , semirigid, double action jaws, 5 Fr., length 34 cm
	26159HS	HESSELING and DI SPIEZIO SARDO <b>Tenaculum Grasping Forceps with Spike</b> , semirigid, double action jaws, 5 Fr., length 34 cm
	26159G	BETTOCCHI® and DI SPIEZIO SARDO <b>Palpation Probe</b> , semirigid, scaled, 5 Fr., length 34 cm
	26159BE	<b>Bipolar Dissection Electrode</b> , semirigid, 5 Fr., length 42 cm
	26159GC	GORDTS/CAMPO <b>Bipolar Ball Electrode</b> , semirigid, 5 Fr., length 42 cm

Camera System	
TP101	<b>TELE PACK+</b>
TH110	<b>IMAGE1 STM HX One-Chip FULL HD Camera Head</b>
495NTA	<b>Fiber Optic Light Cable</b> , diameter 2.5 mm, length 230 cm

Pump System	
UP210	<b>ENDOMAT® SELECT</b>
UP602	<b>Hysteroscopy Software</b>
031523-10	<b>Tubing Set, irrigation</b>

Mobile Stand	
UG803	<b>Subrack</b>
UG811	<b>Top Cover Monitor Holder</b>
UG854	<b>Stainless Steel Tube</b>
UG857	<b>Monitor Module</b>
UG860	<b>Drawer, narrow</b>

For direct contact email us at [gyn@karlstorz.com](mailto:gyn@karlstorz.com)

It is recommended to check the suitability of the product for the intended procedure prior to use.  
Please note that the described products in this medium may not be available yet in all countries due to different regulatory requirements.



KARL STORZ SE & Co. KG  
Dr.-Karl-Storz-Straße 34, 78532 Tuttlingen/Germany  
Postfach 230, 78503 Tuttlingen/Germany  
Telefon: +49 7461 708-0  
Telefax: +49 7461 708-105  
E-Mail: [info@karlstorz.com](mailto:info@karlstorz.com)  
[www.karlstorz.com](http://www.karlstorz.com)